

Make your own Backyard Bird Book

Print off the following sheets - one page, front and back.

Start with the cover page up; the Pioneers Park Nature Center logo will be in lower right corner.

Fold page in half horizontally along dotted line.

Fold the page in half vertically along the solid line, the Pioneers Park Nature Center logo will be on the front cover.

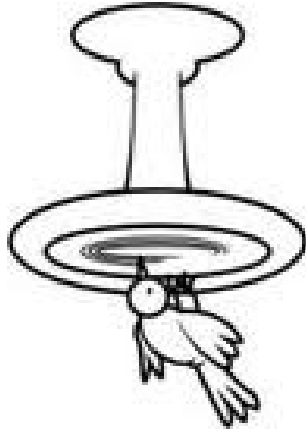
Use scissors to cut along the dotted line.

Use a stapler to staple the binding of the book along the solid line if you need.

Write your name on the cover where it says
" _____'s Backyard Bird Book".

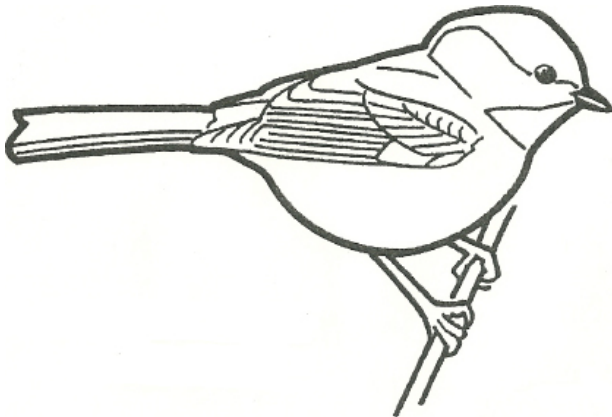
Color the birds in the book following the directions under each bird.

Use your book to identify birds at home and at the nature center!



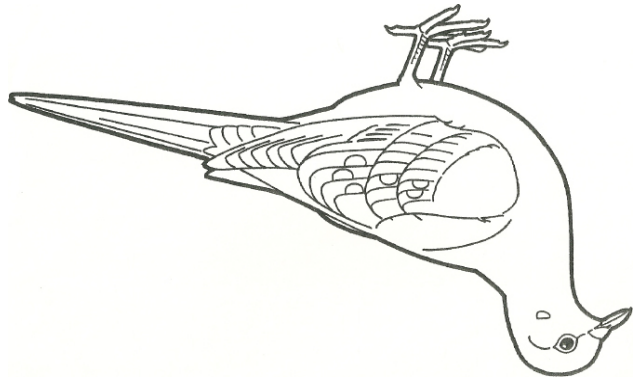
Backyard Bird Book

_____s,




Black-capped Chickadee

Color the back gray-brown.
Color the cap, bib, wings and tail black.
Color the cheeks and belly white.



Mourning Dove

Color the back brown-black.
Color white edges on the wings.
Color the head and belly tan.



Dark-eyed Junco (male)

Color the outer edge of the tail white.
Color the rest of tail, head and wings black.
Color the back and chest dark gray.
Color the bill pink.

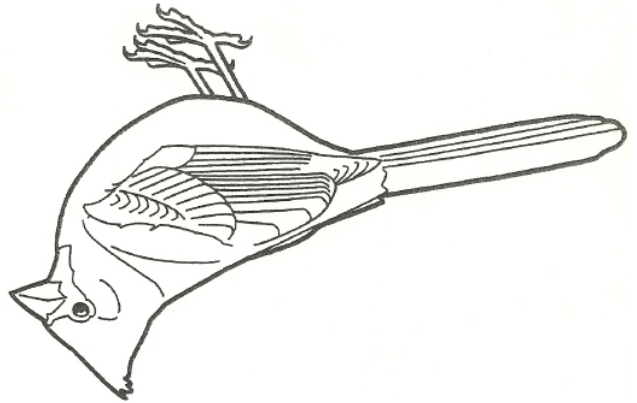
Color the back gray.
Color the belly white.
Color the cap black.

White-breasted Nuthatch



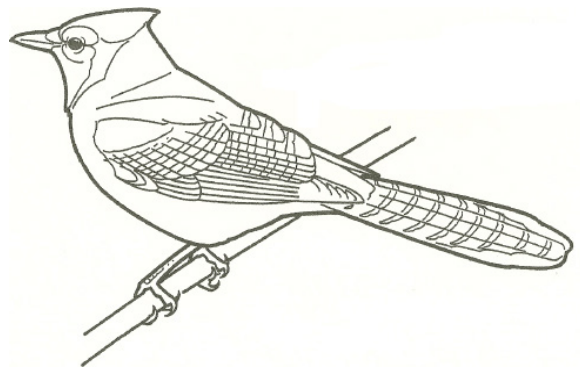
Color the body bright red.
Color the face black.
Color the beak orange.

Northern Cardinal (male)



Downy Woodpecker (male)

Color the back white.
Color the tail black.
Color the wings black and white.
Color the back of the head red.



Blue Jay

Color the back bright blue.
Color the face and belly white.
Color the necklace black.
Color the tail and wings blue with black stripes and white tips.